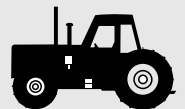



Specifications
TE 32
Powershift Transmission
330 to 430 Hp (250 to 325 kW)






SPICER OFF-HIGHWAY PRODUCTS



Complete Flexibility in Mounting & Design

TE32

<p>RTE MODEL The RT Series is a remote-mounted transmission with an engine-mounted converter. This allows for flexibility of the transmission installation.</p>	
<p>MTE MODEL The MT Series is an integral transmission and converter assembly mounted remote from the engine. This assembly minimizes external piping.</p>	
<p>TE MODEL The T Series is an integral transmission and converter assembly mounted directly to the engine. As a single compact package, it minimizes external piping and eliminates a drive shaft.</p>	

FULL POWERSHIFT - 4 SPEED			
MODEL		Short Drop	Long Drop
		TE32418	TE32424
SPEEDS F & R	1st	5.07:1	3.90:1
	2nd	2.42:1	2.22:1
	3rd	1.38:1	1.32:1
	4th	0.78:1	0.72:1

CONVERTER		
Maximum Input Speed	2550 RPM	Housing Wheel size SAE # 1
Types		16.7
Stall Ratio		2.292
Free Wheel		No
SPECIFICATIONS		
Speeds		4
2 Pump Drives	SAE C (2 or 4 Bolt)	
Mounting	TE, MTE, RTE	
Configuration	Short Drop	317.8 MM (12.51")
	Long Drop	624.8 MM (24.60")

OPTIONS

- Electronic controlled Inching (ECI)
- Automatic shift
- Parking brake (LD only)
- Emergency steering pump drive (LD only)

FEATURES

- Electronic controlled modulation (ECM)
- Speedometer drive
- Fuel saving charging pump

WEIGHT - DIMENSIONS - OIL		
Weight (dry) Kg (lbs)	865 (1903)	958 (2108)
	SD	LD
Max. Length MM (in)	940 (37")	940 (37")
Max. Width MM (in)	665 (26.2")	665 (26.2")
Max. Height MM (in)	970 (38.2)	1250 (38.2)
Oil Capacity L (GAL)	60 (15.9)	70 (18.5)



SPICER OFF-HIGHWAY PRODUCTS DIVISION

Ten Briele 3 B-8200 BRUGGE BELGIUM Tel. +32 (0)50 402 211 Fax. +32 (0)50 402 402

ALL APPLICATIONS MUST BE APPROVED BY THE APPLICATION ENGINEERING DEPARTMENT
SPECIFICATIONS and/or DESIGN ARE SUBJECT TO CHANGE WITHOUT NOTICE OR OBLIGATION