
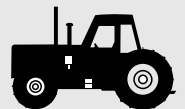


Specifications
36000
Powershift Transmission
200 to 320 Hp (149 to 293 kW)






SPICER OFF-HIGHWAY PRODUCTS



Complete Flexibility in Mounting & Design

36000

All three mounting configurations are available in short drop and long drop models.

<p>R MODEL The R Series is a remote mounted transmission with an engine-mounted converter. This allows for flexibility of the transmission installation.</p>	
<p>HR MODEL The HR Series is an integral transmission and converter assembly mounted directly to the engine. As a single compact package, it minimizes external piping and eliminates a drive shaft.</p>	
<p>MHR MODEL The MHR Series is an integral transmission and converter assembly mounted remote from the engine. This assembly minimizes external piping.</p>	

ALL MODELS ARE AVAILABLE IN 3, 4 AND 6 SPEEDS

RATIOS

A wide range of ratios available for most industrial applications. Consult the Marketing Department for Information.

OPTIONS

(Available on most models)

- 14", 15" & 16" converter wheels
- Converter lock-up: manual or automatic
- Auxiliary pump drives (2 drives for variable displacements pumps.)
- Speedometer drive
- Modulation
- Bidirectional PTO
- Emergency steering pump drive
- Front or rear axle disconnect
- Parking brake (LD only)
- Remote filter
- Electric shift
- Electronic controls

PUMP DRIVES

The 36000 is available with two auxiliary pump drives. Both are a 2-4 bolt SAE "C" size and provides flexibility in pump drive capacity to suit vehicle requirements.

FULL POWERSHIFT - 3 SPEED							
Model	Long Drop			Short Drop			
	36322	36324	36340	36315	36355	36373	
Speeds	1st	4.42	4.44	5.85	4.85	3.04	4.85
	2nd	2.02	2.22	2.44	2.42	1.52	1.84
F & R	3rd	.65	.72	.79	.78	.78	.95

FULL POWERSHIFT - 4 SPEED							
Model	Long Drop				Short Drop		
	36423	36425	36440	36442	36415	36418	36432
Speeds	1st	4.88	4.04	5.85	4.85	5.07	5.82
	2nd	2.44	2.02	2.44	2.02	2.42	2.42
F & R	3rd	1.39	1.15	1.39	1.15	1.38	1.38
	4th	.79	.65	.79	.65	.78	.78

FULL POWERSHIFT - 6 SPEED							
Model	Long Drop				Short Drop		
	36620		36629		36655		
Speeds	F	R	F	R	F	R	
Speeds	1st	6.52	6.52	4.08	4.08	4.48	4.48
	2nd	4.92	2.98	3.02	1.70	3.23	1.87
F & R	3rd	2.98	.96	1.70	.88	1.87	1.78
	4th	2.25		1.26		1.35	
	5th	.96		.88		.78	
	6th	.73		.65		.57	

CONVERTER SPECIFICATIONS HR AND MHR MODELS															
Converter	14	14.1	14.3	14.4	14.5	14.7	15	15.4	15.5	15.7	16	16.4	16.5	16.7	16.9
Stall Tor. Rat.	3.14	2.72	2.04	2.22	1.82	2.29	3.09	2.22	1.78	2.29	3.05	2.22	1.78	2.29	1.64

R MODELS CLARK C 5000 CONVERTER															
Converter	14	14.1	14.3	14.4	14.5	14.7	15	15.4	15.5	15.7	16	16.4	16.5	16.7	16.9
Stall Tor. Rat.	3.14	2.72	2.04	2.22	1.82	2.29	3.09	2.22	1.78	2.29	3.05	2.22	1.78	2.29	1.64



SPICER OFF-HIGHWAY PRODUCTS DIVISION

Ten Briele 3 B-8200 BRUGGE BELGIUM Tel. +32 (0)50 402 211 Fax. +32 (0)50 402 402

ALL APPLICATIONS MUST BE APPROVED BY THE APPLICATION ENGINEERING DEPARTMENT
SPECIFICATIONS and/or DESIGN ARE SUBJECT TO CHANGE WITHOUT NOTICE OR OBLIGATION